

Information Sheet

INSTALLING A SEPTIC TANK?



HERE ARE A FEW USEFUL TIPS

Have you considered what sort of system you want?

Generally there are two options

- I. Traditional septic tank and absorption trench or;
2. Aerated Waste Water Treatment Systems (AWTS) – these are the types that irrigate the waste water.

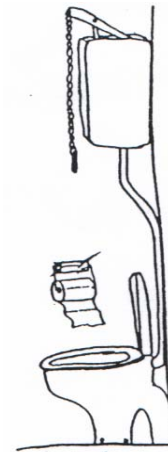
This information sheet talks about getting approval to install septic tanks BUT much of the information is applicable to other On-Site Sewage Management Systems (OSSMS).

☺ ABSORPTION TEST

In Junee Shire, you must have a soil test done on the site to determine soil type and percolation. A soil technician should be consulted for this test. It is best that you decide on the final location before you design your disposal system.

☺ GENERAL DESIGN REQUIREMENTS

- Try to keep the septic tank and absorption trench away from:
 - I. Outdoor Living areas,
 - II. Buildings,
 - III. Boundaries,
 - IV. Traffic areas and stock.
 - V. Stormwater runoff areas.
- Some Minimum distances are:
 - I. 5 metres from downhill boundaries.
 - II. 2 metres from uphill boundaries.
 - III. 3 metres from buildings.
 - IV. Fenced off from outdoor living areas and heavy stock (ie. cows and horses)
- Absorption trenches must be flat i.e. parallel with the contours of the land.
- Where more than one (1) absorption trench is to be installed:
 - I. A distribution box is required
 - II. The absorption trenches must be at least 2 metres apart.
- Septic tanks must be at least 3,000 litres in size (the bigger the better) with a “T” inlet and outlet, and a baffle.
- Pipes must have a minimum fall of 1 in 60.
- Storm water and runoff should be directed away from the disposal area using diversion banks or dish drains.



Information Sheet
INSTALLING A SEPTIC TANK? (Cont.)

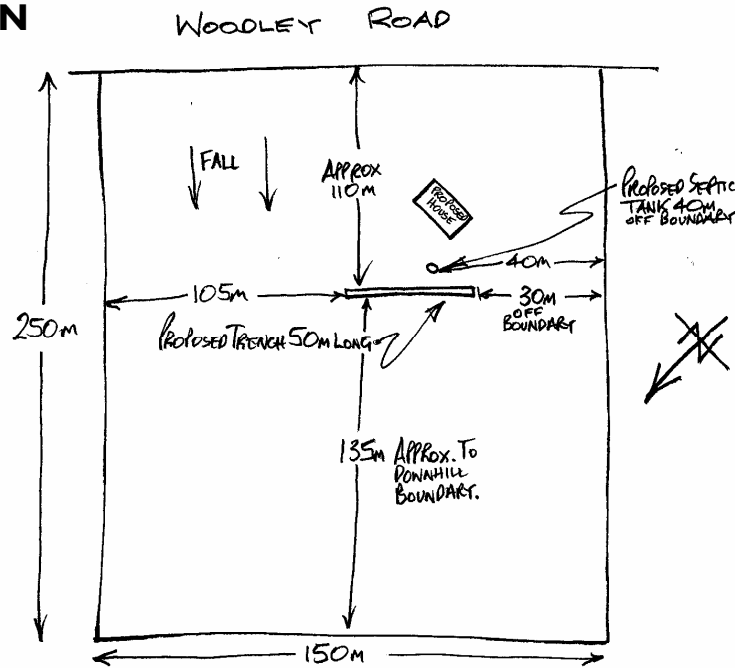


☺ **YOUR APPLICATION**

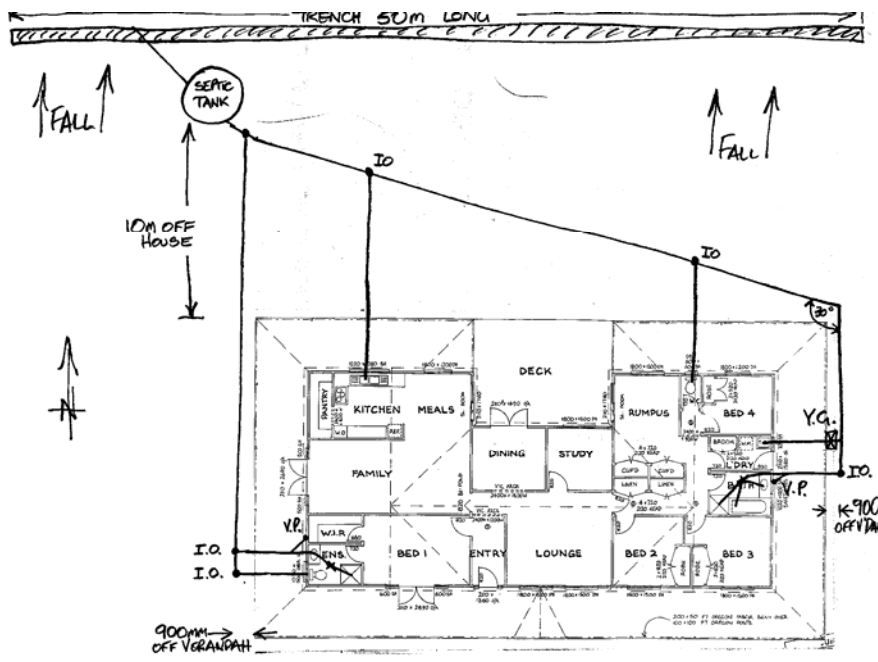
Before you install a septic tank system, you must get Council's approval. Attached to your application form should be two (2) copies of plans and specifications.

These plans and specifications should include:-

A. SITE PLAN



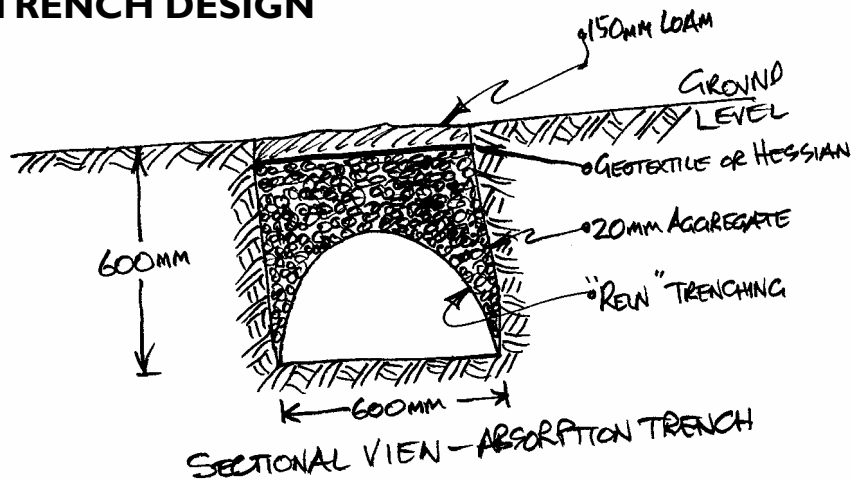
B. PROPOSED INTERNAL AND EXTERNAL DRAINAGE, TANK AND TRENCH DESIGN



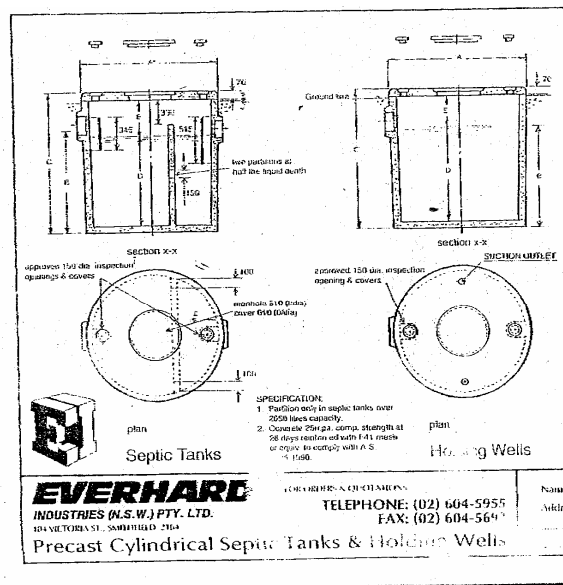
Information Sheet
INSTALLING A SEPTIC TANK? (Cont.)



C. TRENCH DESIGN



D. SEPTIC TANK DESIGN



Remember – This is only a guide. What you can and can't do varies depending on where you are, so when in doubt - ask us.

Contact Information:

June Shire Council
 PO Box 93
 Cnr Stewart and Belmore Streets
 JUNE NSW 2663
 Ph: (02) 6924 8100
 Fax: (02) 6924 2497